

# The Galleymate®



**GALLEYMATE  
1100 Gas**



**GALLEYMATE  
1500 Gas**



**GALLEYMATE  
2000 Gas**



**Our Galleymate barbecues are recognised as being the most versatile in the world enabling you to barbecue, roast and even use as a cook-top to boil the kettle etc.**

## What separates us from our competition!



- We are award winners for innovative design
- Our Galleymates now have Flame Failure
- Our barbecues are all stainless steel construction, including the burners. That's why we can give a five year warranty!
- You can use our barbecues as a cooktop and oven with the optional cooking rack
- We believe we are the only two burner marine barbecue in the world
- Separate burners mean better temperature control and more controllable heat
- 20,000 BTUs! The best our competitors can provide is 8,000 to 10,000 BTUs
- Large viewing window to monitor what's cooking
- Lock the lid when not in use so no more lost bits and pieces
- Large removable drip tray means no mess

## Mounting Options

### Railmount Outboard Clamp

These ingeniously designed and manufactured clamps are made from marine grade stainless steel, enabling simple and easy installation and removal – on and off in 5 seconds. The clamp is designed to stay on the rail when not in use.

- A** The leg of the barbecue, which is fixed to the barbecue on all smaller models, slides into the rail outboard clamp (**B**).
- B** The rail mount clamp. This bracket is bolted onto your railing system (fits rails 3/4" (19mm) to 32mm (11/2").
- C** This is a spring loaded pin which locks your Galleymate to the rail clamp bracket. **A** is locked into **B**.



### Spacer Rail Mount

Stern rail too short to fit your barbecue? Use our new spacer bar which fits directly to your stern rail with a longer and fully adjustable rail to place your rail mounts. Fits in minutes and saves you hundreds of dollars in on-site fabrication.




### Rod Holder Mount (to suit GM1100)

The barbecue legs slide onto the Rod Holder Mount and can be adjusted to the correct angle and locked into position.




### Telescopic Rod

- D** Available as an extra support if you are planning to mount the barbecue as a permanent fixture on the boat. It provides extra stability when required. The rod measures 325mm when closed and can extend to 560mm (not including end fittings).



### Flush Deck Mounts

These are used to mount your barbecue into a large wooden rail or transom. The legs of the barbecue simply slip over the pin **E** which is placed in the Flush Deck Mount **F** which assembles as **G**. This enables you to simply remove the barbecue when finished and stow it away.



## Optional Extras



**LPG Gas Regulator and Hose**  
For swap and go type bottles.



**Bayonet Hose**  
Hose for use when your boat is equipped with an integrated gas system and has the female bayonet fitting. Available in 1.2, 2 or 3 metre lengths.




**Regulator for Disposable Gas Bottles**  
This regulator enables you to use the green Coleman small disposable gas bottles (inset image - disposable gas bottle not included). This is a handy option, even as a backup in case your tank runs out. These bottles will cook about 5 barbecues. Safe and saves having a large tank on board.




**Marine Grade Stainless Steel LPG (Propane) Gas Bottles**  
**1.2kg** 225mm x 224mm  
**2.4kg** 310mm x 224mm  
**3.4kg** 370mm x 224mm  
**4.5kg** 450mm x 224mm  
**5.8kg** 540mm x 224mm  
**10kg** 790mm x 224mm



**GalleyMate Covers**  
Saltwater resistant canvas covers available for all models. Colour: Captains Navy



**Utensil Tray**  
The utensil tray is a very handy tray used to hold your barbecue tools. Available for the GM1100, GM1500 and GM2000 Models.



**Cooking Rack**  
Fits directly over the top of the burners, giving close contact with the heat. By removing the hotplate and inserting the cooking rack, the barbecue becomes a stove-top or an oven. Available in Small for GM1100, Large for GM1500.



**Baking Dish**  
Made of a heavy marine grade stainless steel designed to fit right across the back of the barbecue. Available in Small for GM1100, Large for GM1500.



**Spitroast / Rotisserie Assembly**  
Mains power or 2 D-cell batteries.

### Stainless Steel Hot Plates

All our barbecues come with a choice of cooking surfaces. For the gourmet cook we have stainless steel half or full grill hotplates which are ideal for those who want to cook over a flame grill. These hot plates require the attachment of flame dispersers fitted to the standard burners.



## Specifications

	Cooks for	Weight	Burners	Overall Dimensions			Cooking Surface		BTU's	Features
				Height	Depth	Width	Depth	Width		
<b>GALLEYMATE 1100 Gas</b>	Up to 6 people	14kg 30lbs	2	360mm	340mm	540mm	250mm	440mm	20,000 or 21 megajoules	Ideal for a yacht or small cruiser. Can be mounted to the deck, stern rail or rod holder.
<b>GALLEYMATE 1500 Gas</b>	8 - 10 people	17kg 37lbs	2	380mm	415mm	540mm	350mm	440mm	23,000 or 24 megajoules	Can be used on boats, caravans, camping or homes. Comes standard with warming rack.
<b>GALLEYMATE 2000 Gas</b>	Up to 12 people	19kg 42lbs	2	400mm	410mm	630mm	365mm	525mm	23,000 or 24 megajoules	Ideal for the big crowd on your houseboat, yacht or cruiser.

### Dealer information:

**Disclaimer:** As we are constantly adding, improving and refining our range of Barbecues and Accessories, their price and specifications are subject to change without notice.

**Caravan and Marine Barbecues** [www.marinebarbecues.com.au](http://www.marinebarbecues.com.au)

Unit 5, 9 Sky Close Taylors Beach, Port Stephens NSW 2316 AUSTRALIA

Phone +61 2 4981 9859 Fax +61 2 4982 2086 Email [sales@marinebarbecues.com.au](mailto:sales@marinebarbecues.com.au)

